



**G. D. GOENKA
INTERNATIONAL
SCHOOL, NAINITAL
NAUKUCHIATAL,
BHIMTAL**

**HOLIDAY HOMEWORK
Session 2019-2020**

Class: V

Dear Parents,

Winter vacation has begun and it's time to have a new learning experience. We have compiled a set of sheets and some activities to keep our child creatively engaged during these holidays. Creativity is a part of our makeup, as we all agree that without it the purpose of work seems to go nowhere. Children must buckle down and satisfy themselves and exhibit their creativity. These sheets are not just fun but will also help our child to learn and observe new things. You must help your child in doing these sheets. You need to read the instructions to help them wherever necessary. There are some activities in which you can also join your child and make the activity more meaningful for him/her. Some points to keep in mind:

- Holiday homework is to be done in the sheets provided. In case any activity requires any extra sheet, please use an A-4 size sheet only.
- Homework has to be submitted on the first day of school after vacation.
- Make sure your child completes the home work before coming back to school and submits the same to the subject teacher.
- Please take care of the neatness of the work.

Have a very happy and fruitful vacation!!!



“Creativity is when sights that everyone sees arouses thinking that nobody else has thought.”

Anonymous
Middle Section Educator



GENERAL INSTRUCTIONS:

- Assignment must be done neatly in the seven worksheets provided.
- Write your name, class and roll number on the front page.
- Work must be neat, clean and complete. Pasting pictures in the assignment is as per your wish and carries no extra marks.
- Students must submit the assignment in one's own handwriting on the first day of their return from the winter break.

Name _____


Roll No. _____

WORKSHEET 1

TIME TO PONDER



#221418220



I am sure you all have visited the zoo and seen animals in the cages. What do you think those animals feel? Think about it and write it down in 10 sentences. Also draw a picture of any animal roaming in the jungle.

1. _____

2. _____

3. _____

4. _____

5. _____


6. _____

7. _____

8. _____

9. _____

10. _____



WORKSHEET 2

Q2. Create your own word book / vocabulary journal. To do this, choose one word daily for the next one week, find out its meaning and frame a sentence using the word you chose.

MY VOCABULARY JOURNAL

i. WORD:

MEANING:

SENTENCE: _____

ii. WORD:

MEANING:

SENTENCE: _____

iii. WORD:

MEANING:

SENTENCE: _____

iv. WORD:

MEANING:

SENTENCE: _____

v. WORD:

MEANING:

SENTENCE: _____

vi. WORD:

MEANING:

SENTENCE: _____

vii. WORD:

MEANING:

SENTENCE: _____

WORKSHEET 3

Q1. Read the given passage carefully. Identify the nouns and place them in the correct column:



NAME	PLACE	ANIMAL	THING

Once there lived a boy, a girl and an old man in a small house in Delhi. They had a dog called Moti who loved eating chicken, chocolates, toffees and rice. One day the boy went to school and told his teacher that he is going to meet his uncle who lives in Thailand. The mother in the family worked in a hospital as a nurse and the father worked as a teacher in a school. There was a park nearby where boys and girls came to play.



WORKSHEET 4

Q1. Use suitable **adjectives** to fill in the blanks:

- a) Ravi is a _____ boy and lives in a _____ house.
- b) This is a _____ flower in a _____ garden.
- c) Meera is a _____ girl and has _____ hair.
- d) This box is _____ than that box.
- e) That house is the _____ house I have ever seen.
- f) My sister is _____ than me.
- g) My dog is a _____ animal.
- h) I bought a _____ bike.
- i) Suman is an _____ girl.
- j) There are _____ clouds in the sky.
- k) Ravi saw a _____ dress in the showroom.
- l) My pet dog is a very _____ animal.
- m) Raja lost his _____ cap.
- n) Mohan met a _____ boy today.
- o) Give me some _____ milk with _____ biscuits.

WORKSHEET 5

Q1. Your parents do so much for you and their love is unconditional. Your mom and dad work so hard to give you the best in life. Compose and write a short prayer thanking God for the lovely parents you have and also draw and paste a THANKYOU CARD for your parents. (Paste the card just below this picture).



(Paste the card here and below that write the prayer you have composed)

Card:

ASSESSMENT RUBRICS:


- NEATNESS: 2 MARKS
- PUNCTUALITY: 2 MARKS
- GRAMMAR AND SPELL CHECK: 2 MARKS
- CONTENT: 4 MARKS
- **TOTAL MARKS: 10**

WORKSHEET 7 (English revision assignment)

Revise the given lessons and topics so that you are well prepared for the final examination:

- 1) **GRAMMAR-Prepositions, conjunctions, adjectives, tenses,**
- 2) **WRITING-letter, application, paragraph, picture description, creative writing, story writing**
- 3) **LITERATURE-The song of songs, How far is the river, Written in March, Tom Sawyer, Po, Reena - the magician**

HAVE A GREAT VACATION AND SPEND QUALITY TIME WITH YOUR PARENTS AND FAMILY!!!!



Subject Teacher: Mrs. Himanshu Pant



**G. D. GOENKA
INTERNATIONAL
SCHOOL, NAINITAL
NAKUCHIATAL,
BHIMTAL**

**HOLIDAY HOMEWORK
Session 2019-2020**

Class: V

Subject: Hindi

निर्देश:-

- 1- ग्रहकार्य साफ एवं स्वच्छ होना चाहिए।
- 2- सम्पूर्ण कार्य फाइल पेपर में करें।

-
- 1- पाँच क्रिया शब्द लिखो व चित्र बनाओ। जैसे- खेलना, पढ़ना आदि।
 - 2 पाँच विशेषण शब्द लिखो व चित्र बनाओ। जैसे- सुंदर, खुशबू आदि।
 - 3- चार्ट पेपर पर कविता पेड़ बचाओ लिखो।
 - 4- पाँच यातायात के साधन चित्र सहित लिखें।
 - 5- पाँच पेज सुलेख लिखो।
 - 6- अपनी पाठ्य पुस्तक के अध्याय प्रायश्चित्त, सपना, संकल्प, और खेल दिवस याद करो और कठिन शब्द लिखो।

विषय शिक्षिका- संगीता त्यागी



**G. D. GOENKA
INTERNATIONAL
SCHOOL, NAINITAL
NAKUCHIATAL,
BHIMTAL**

**HOLIDAY HOMEWORK
Session 2019-2020**

Class: V

Subject: Mathematics

GENERAL INSTRUCTIONS:

- **Do neat and clean work.**
- **Work must be well presented.**

Q.1. Do the following worksheets in your mental math book.

Worksheet no. :

46,47,48,49,50,51,59,62,63,64,66,67,70,75,77,82,83,84,85,87,89,90,92,93,94,95,96

Q.2. Project 1: Fractions

- Do this project in colorful file papers.
- Prepare your favourite dish with the help of your mother.
- Write the ingredients and steps of the recipe.
- Under the fractions in the procedure.
- Take the picture of every step and paste on file papers.
- Also take a picture of the ready dish along with the chefs and paste it.

Q.3. Project 2: Amazing symmetry pattern.

- Make this symmetry pyramid using the link given below.
<http://youtu.be/Uzpkj68wfng>

Subject Teacher: Ms. Deepti Jain



**G. D. GOENKA
INTERNATIONAL
SCHOOL, NAINITAL
NAKUCHIATAL,
BHIMTAL**

**HOLIDAY HOMEWORK
Session 2019-2020**

Class: V

Subject: Environmental Studies

M.M.: 20

General Instruction

- i) The work should be in your own handwriting.
 - ii) The submission of assignment should be first day of reporting.
-
1. Do the following worksheets in your EVS practice worksheets.
Page no: 31,32,45,46,86,87,88,89,69,70,75,76,82,83.
 2. **Project: Natural calamities (do in project file)**
 - a. Choose a disaster tragedy that happened in any place and make a report on it.
 - b. Mention the following details.
 - Place of disaster
 - Date, day and year of the disaster
 - Define that disaster
 - Write the causes of disaster
 - Detail of losses that took place due to the disaster
 - How to manage the disaster
 3. **Project: Physical Division**
 - a. On a $\frac{1}{4}$ chart paper make the map of India and divide it into its physical division.

Subject Teacher: Mr. Pankaj Tyagi



**G. D. GOENKA
INTERNATIONAL
SCHOOL, NAINITAL
NAUKUCHIATAL,
BHIMTAL**

**HOLIDAY HOMEWORK
Session 2019-2020**

Class: V

Subject: Computer Science

1. Create a presentation on the topic: **Five Great I.T. Personalities**. Presentation must contain brief background and achievements of each personality. Apply all the formatting effects which you have learnt till now.
2. Create an email account on www.gmail.com and send a mail to your subject teacher describing him about the place you visited in winter vacations.
3. Send the files using wetransfer service.
4. Solve the National Cyber Olympiad question paper with in the book (use pencil only).
5. Learn the Term – II syllabus.

General Instructions:

1. Student will email the assignments to given mail id with their Name, class and roll no.
2. Assignment 2 will be completed in Microsoft Word file.
3. Questions will be asked on research and work done in all assignments.
4. Email Assignments at : ts86.official@gmail.com, 9457205072

ASSESSMENT RUBRICS

Total Marks-20

- Presentation - 4 marks
- Research - 4 marks
- Aesthetics / Creativity - 4 marks
- Following the guidelines - 3 marks
- Viva - 5 marks

Subject Teacher: Mr. Tarun Shankhdhar



**G. D. GOENKA
INTERNATIONAL
SCHOOL, NAINITAL
NAUKUCHIATAL,
BHIMTAL**

**HOLIDAY HOMEWORK
Session 2019-2020**

Class: V

Subject: French

GENERAL INSTRUCTIONS:

- Assignment must be done in a Drawing sheet.
- Questions must be written prior to answering them.
- Work must be neat, clean and complete. Pasting pictures in the assignment is as per the requirement.
- Students must submit the assignment in one's own handwriting within the first day of their return from the winter break.

1) Make a project file of 5 French Festivals : paste colorful images and write few lines about each festival in French. [10 marks]

2) Prepare a project file for "La Maison": draw images of 20 objects in the house with their names in French. [10 marks]

ASSESSMENT RUBRICS

Total Marks-20

- Content - 5 marks
- Creativity & Images - 5 marks
- Presentation - 5 marks
- Spell check & word choice - 5 marks

Subject Teacher: Mr. Saiyed Moallim